


# LED PANEL 600x600 40W

LED PANELS (Grid Mounted, Surface Mounted, Suspended)

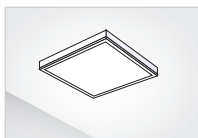
60x60LEDWH4000K

## TECHNICAL FEATURES

Power (W):	40W
Luminous:	3600lm
Colour temperature:	4000K
IP Rating:	IP20
Size:	600 x 600 x 10mm
Structure material:	Aluminium
Structure finish:	White
Voltage / frequency:	220-240V / 50-60Hz
Light source:	LED
Energy efficiency:	A, A+, A++
Lens/Beam angle:	120°



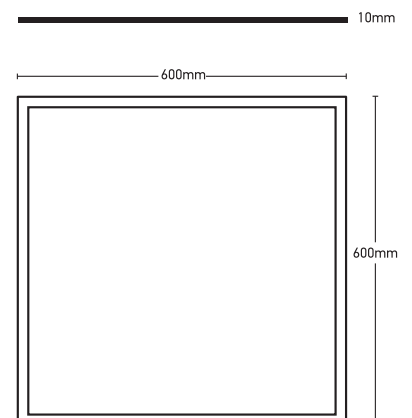
Grid Mount



Surface Mount  
(Extra Surface Mount Kit needed)



Suspension Mount  
(Extra Surface Mount Kit needed)



\* Accessories for mounting options available