


# LED PANEL 1200x300 48W

LED PANELS (Grid Mounted, Surface Mounted, Suspended)

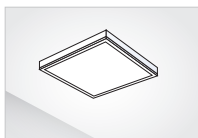
**30x120LED**

## TECHNICAL FEATURES

<b>Power (W):</b>	48W
<b>Luminous:</b>	4320lm
<b>Colour temperature:</b>	6500K
<b>IP Rating:</b>	IP20
<b>Size:</b>	1200 x 300 x 10mm
<b>Structure material:</b>	Aluminium
<b>Structure finish:</b>	White
<b>Voltage / frequency:</b>	220-240V / 50-60Hz
<b>Light source:</b>	LED
<b>Energy efficiency:</b>	A, A+, A++
<b>Lens/Beam angle:</b>	120°



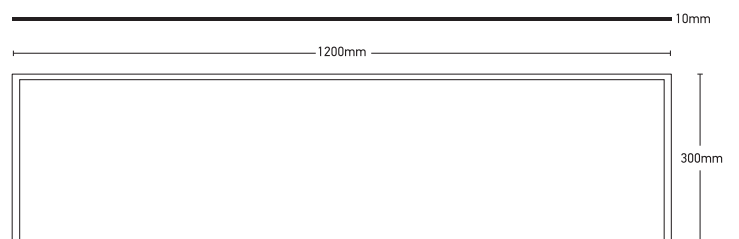
Grid Mount



Surface Mount  
(Extra Surface Mount Kit needed)



Suspension Mount  
(Extra Surface Mount Kit needed)



\* Accessories for mounting options available